



DISCOVER the festival's sights, sounds and activities with the help of this guide booklet. To help you imagine the traditions behind the customs and crafts you will be seeing, we have written a story for you about two make-believe children, who lived in the past. They represent the "roots", while the craftspeople, singers, dancers, and musicians at the festival represent "revival." Keep in mind that people in Hungary today, don't live the way the family in the story did. They live much the same way you do: they go to school and to office jobs, have cars, cell phones and computers. But they still like to remember the way things were a long time ago, and to do some of the things people did then. It is their special way of keeping their unique culture alive.



FAMILY ACTIVITY GUIDE



Once upon a time, in a land called Hungary, there lived two children: a girl named Zsuzsi (pronounced Zhoo-zhee) – Susan – and a boy named Andris (pronounced Ahn-dreesh) – Andrew.



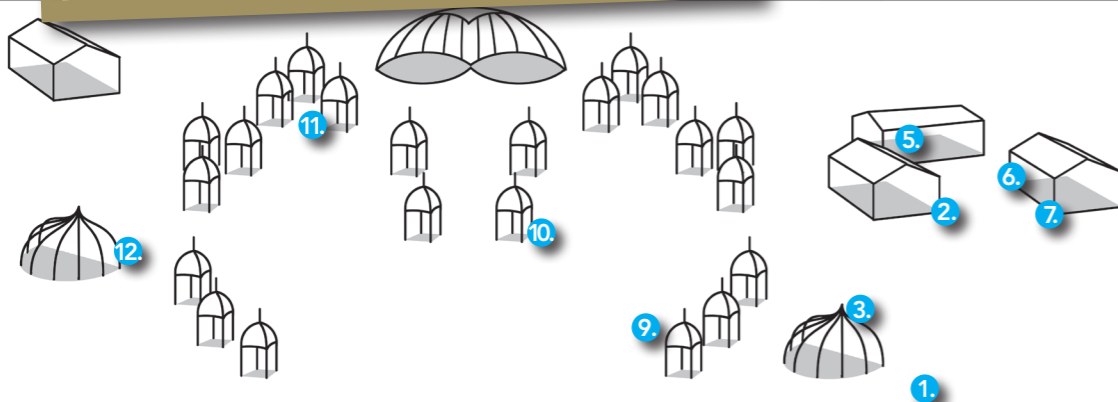
START AT THE CHILDREN'S ACTIVITY AREA 1 AND FOLLOW ALONG WITH ZSUZSI AND ANDRIS ACCORDING TO THE FESTIVAL MAP BELOW. EACH PLACE WHERE AN ACTIVITY IS HELD HAS A NUMBER DISPLAYED, WHICH CORRESPONDS TO THE NUMBER MARKED ON THE MAP. COLLECT A FEATHER OF THE PEACOCK'S TAIL AT EACH ACTIVITY, AND ASSEMBLE THEM WHEN YOU ARE FINISHED TO MAKE A FAN! EACH FEATHER HAS A FUN FACT ABOUT HUNGARY ON IT.

MAKE SURE TO HAVE A GROWN-UP GO WITH YOU AS YOU SET OUT ON YOUR ADVENTURE



WHERE IN THE WORLD IS HUNGARY?

Hungary is in Central Europe. It has a population of 9.9 million people. The capital city is Budapest. The word for Hungarian in Hungarian is Magyar, and is pronounced mudge-yar.



It lies in the Carpathian Basin. The Carpathian Mountains are a ring of mountains outside of Hungary. It has 2 major rivers, the Duna (Danube) and the Tisza, and the largest lake in Central Europe, Lake Balaton. A little more than half of the country is flat. This area is called the Great Plains. Because of historical reasons, there are many Hungarians who live outside of Hungary. At the festival you will get to meet ethnic Hungarians from 4 areas of Romania, which is Hungary's Eastern neighbor, and some from Serbia, which is to the south.

A THATCHED ROOF IS MADE OF _____

ADOBE BRICKS ARE MADE OF _____

A WATTLE FENCE IS MADE OF _____

A KEMENCE IS USED FOR _____

DO YOU KNOW WHAT YOUR HOUSE IS FROM? TRY TO FIND OUT.

LEARN HOW ADOBE BRICKS, A WATTLE FENCE, AND A KEMENCE ARE MADE AT THE FAMILY ACTIVITY AREA. TRY YOUR HAND AT WEAVING A WATTLE FENCE.



*Zsuzsi and Andris lived in a house with a thatched roof.
Its walls were made of adobe bricks, and it had a wattle fence.
It had a kemence inside. 2.*



*One day their mother told Zsuzsi and Andris that they
were going to visit their father, who was a shepherd.
He lived on the Great Plains for 5 months of the year,
guarding his flock. She packed them each a haversack with
bread baked in a kemence.*


The Great Plains, Alföld in Hungarian, is a vast prairie. Look at the map on page 3.

Most of the land between the Danube and the eastern border of Hungary is the Great Plains. Parts of the Great Plains are quite dry, making it unfit for growing crops but perfect for raising animals. There are many herds of cows, sheep and horses that live on the Great Plains for 5 months of the year, and the herdsmen live there with them. These Hungarian Grey cows are drinking from a well.

DOES YOUR MOM OR DAD GO AWAY SOMETIMES, TOO?



Zsuzsi wanted to take along Sári, the cornhusk doll she had made the day before, so she put it in her haversack. They set off on their road **3.**



Did you know that a long time ago children made their own toys from material they found around the house or in nature? In the fall, when it was time to shuck corn (peel the husk off), children made lots of toys out of cornhusk. The corn was used to feed the animals in the winter.

WHAT DO YOU DO ON LONG TRIPS IN THE CAR?

YOU CAN MAKE A DOLL OR AN ANIMAL OUT OF CORNHUSK AT THE CHILDREN'S ACTIVITY AREA.



Soon after leaving home they came upon a furniture-maker, who was carving wood and painting beautiful designs. **4.** They stopped to have a look. The furniture maker told them that many of the designs he paints on the furniture, and the colors he uses, have hidden meaning. The pomegranate means fertility and prosperity, and the color red symbolizes life and was believed to prevent trouble.




They said köszönöm (pronounced kur-sur-nurm) – thank you – to the furniture-maker for showing them his craft, and went on their way.

A long time ago people did not have as much furniture as we do, and they used the same furniture for generations. It was made out of wood and painted with colorful designs. The furniture maker you can visit here at the festival is a member of a furniture-painter dynasty going back to the 1500s!

**IS YOUR FURNITURE COLORFUL?
DO YOU THINK YOUR GRANDCHILDREN WILL BE USING THE
SAME FURNITURE YOU ARE?**

**MAKE A RUBBING BY PLACING A PIECE OF PAPER OVER A
CARVING AND RUBBING IT WITH A CRAYON.**



*As they walked on they saw a group of women who were wearing aprons, skirts and headscarves with tiny flowers on them. **5** Andris was shy, but Zsuzsi asked them where they were from. The women said they were from a Hungarian village in Romania called Szék. In Szék women embroider flowers on their clothes. Younger women have more flowers on their clothes and their colors are brighter, while older women have fewer flowers embroidered using darker colors.*



A long time ago the clothing people wore communicated many things about the person wearing it. This was especially true for women. By just looking at a woman's clothing you could tell roughly how old she was, whether or not she was married, how wealthy or poor her family was, and in some parts of Hungary even how many children she had. Once a woman got married it was considered improper for her to be seen without a scarf covering her head. After her wedding she could wear a red scarf, or one that had brighter colors on it. The older she got, the color and decoration of the scarf became darker.

CAN ANYONE TELL HOW OLD YOU ARE JUST BY LOOKING AT YOUR CLOTHES?

IN THIS AREA YOU CAN TRY ON VARIOUS DIFFERENT ARTICLES OF TRADITIONAL HUNGARIAN FOLK CLOTHING



*They continued on their way and soon came upon a woman who was sitting at a loom, weaving. **6** Her friend was also making something that looked quite interesting. She explained that in their village women and girls wear shawls and aprons with fancy fringes.*



People in Hungary wore clothes that were made and decorated by hand. Each region had its own style with its own kinds of ornamentation. The people you are seeing here are from a region called Sárköz. Keep your eyes open as you walk around the festival grounds, visit the museum and participate in the programs, and see if you can spot the many different kinds of Hungarian folk dress.

DOES YOUR CLOTHING LOOK DIFFERENT THAN SOMEONE'S FROM ANOTHER PART OF THE COUNTRY? HOW ARE YOUR CLOTHES DECORATED? DID YOU DO IT YOURSELF?




Arriving at a town called Kalocsa (pronounced Kah-low-chah), Zsuzsi and Andris were dazzled by the colorful flowers on the women's clothing and the walls of the houses. ⑦ They found out that the flowers all had names.



COLOR FLOWERS DRAWN BY ONE OF THE LADIES FROM KALOCSA, PAINT FLOWERS ON A WALL, OR TRY YOUR HAND AT EMBROIDERY.



As they were leaving Kalocsa, Zsuzsi noticed a tower in the distance. ⑧ They decided to get a closer look. The tower was made of wood and looked very interesting.



Suddenly, Andris noticed a dog at the foot of the tower. It looked just like their father's sheepdog, the Puli! It also looked lost... They decided they would draw a picture of it to show their father.




YOUR NEXT STATION IS THE TOWER.
DOES THE WOODEN PATTERN LOOK FAMILIAR?

The Puli is a Hungarian breed of sheepdog. They learn to follow their owner's commands and are very fast at rounding up a herd of sheep, cows or horses. They have very long and thick fur, usually black, which is almost completely waterproof.

DO YOU HAVE A DOG? WHAT KIND?

WHEN YOU GET TO THE TOWER GO TO THE MAP OF HUNGARY ON PAGE 3 OF YOUR ACTIVITY GUIDE. THE NAMES OF THE COUNTRIES NEIGHBORING HUNGARY HAVE BEEN LEFT OUT. LOOK AT THE BIG MAP OF HUNGARY BY THE TOWER AND WRITE THEM IN. NEXT, LOOK AT YOUR FESTIVAL MAP. CIRCLE WHERE YOU ARE AND DRAW A PICTURE OF THE PULI IN THE BOX ABOVE TO SHOW THE SHEPHERDS WAITING FOR YOU AT THE END OF YOUR ADVENTURE WHERE THEIR LOST DOG IS.



As they approached the next village 9. they heard quite a commotion. It was market-day! Nearing the piac (pronounced pea-ahhs) they saw all kinds of artisans selling their ware. Zsuzsi asked their mother if they could have a look around.

Hearing music, they decided to find its source, first. Nearing the stand it was coming from they saw a man playing an instrument called a citera (pronounced tsee-tehr-ah. The citera-maker told them that a long time ago citera players used a goose feather to strum the instrument with.

They also saw an instrument that looked like a cello, but instead of a bow it had a stick. Zsuzsi asked the man if he would play them a tune on it, but the man said that the instrument, called a gardon, was not really a string instrument. It belonged to the percussion instrument family, because the player had to hit the strings, not strum them.

He showed the children how to play it. Andris got very excited at the thought of banging away like that, so he asked the man if he could try. Much to his delight the man said yes.



The gardon is a traditional instrument of the Csángó people, who are Hungarians living in, and to the east of, the Carpathian Mountains. It was usually played by the wife in a husband and wife musician team, with the husband playing the violin. In the days before electricity when people danced, the music had to be loud; there were no microphones!

**DO YOU PLAY AN INSTRUMENT?
IS IT A STRING INSTRUMENT, A WIND INSTRUMENT, OR A
PERCUSSION INSTRUMENT?**

TRY OUT THE CITERA AND THE GARDON. LEARN THEIR NAMES.

Next they stopped at a basket weaver's stall. 10. Their mother was interested in the baskets. She needed a new one to keep the bread in at home. At first Zsuzsi and Andris found it boring, but then they noticed that the basket maker had been making something that had a very interesting shape. They asked her what it was. She explained that at the end of summer harvest season women make corn dollies out of straw. They hang one up in their home, and in the fall, when it is time to plant grain for the following year, they crumble the seeds out of it and plant them first.



A long time ago people had to grow all the food they needed for the whole year, themselves. Harvesting grain was the hardest job of the year. People worked about 13 hours a day, 6 days a week, until all the grain was harvested. Men worked in front cutting the grain with a scythe, and women followed behind gathering it into bundles called sheaves. Twisting straw into rope to tie the sheaves together with was often the children's job.

DO YOU HELP YOUR PARENTS WORK?

**DID YOU KNOW THAT THE REASON WE HAVE VACATION FROM
SCHOOL IN THE SUMMER IS BECAUSE A LONG TIME AGO
CHILDREN WERE NEEDED TO HELP WITH THE HARVESTING? THEY
DIDN'T HAVE TIME TO GO TO SCHOOL.**



It was almost noon and getting very hot, so Andris's and Zsuzsi's mother urged the children to hurry. But they wanted to stop at the hatmaker's stall 11 to look at the hats of different shapes and sizes. Some of them had a rim that was quite wide, and the children wondered why. Zsuzsi and Andris both tried one on, and they couldn't help laughing at each other.



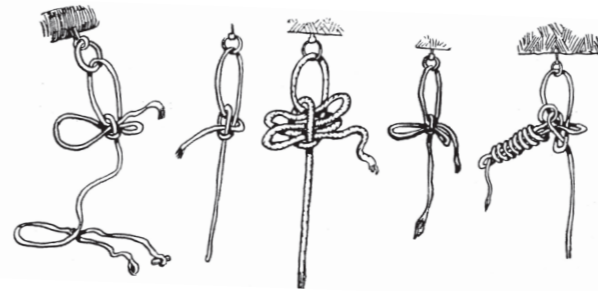
As they left the market Andris thought he finally heard the sound of sheep bells in the distance. Zsuzsi said she smelled something yummy. Following their noses they came upon a herd of sheep. 12 And there, behind the herd, was their father! He was bending over a cauldron, cooking stew. They were very happy to see each other. They all sat down to have some lunch.



Different herdsmen wore different types of hats. The swineherds of the oak forests of the Northern Balaton region wore an interesting-shaped one. It had a narrower rim than the ones you see at the hatmaker's stall at the festival, but a higher top.

TRY ON DIFFERENT HATS.
WHAT DO YOU THINK THEY ARE MADE OF.

Afterwards one of the other shepherds showed them how to tie a special kind of knot, one that you could undo with a single pull. It was used for tying animals to a post. He showed the children how to crack a whip too, and the children had to cover their ears, it made such a loud sound!



Zsuzsi and Andris spent the rest of the afternoon herding sheep into the corral so their father could milk them, and helping make cheese from the sheep's milk. Before they knew it, it was getting dark. Their father set a fire, and Zsuzsi and Andris curled up next to it inside their father's big, warm suba. As they watched the stars come out their mother told them a story, the end of which they never heard. It had been a long day, and they had fallen fast asleep. Jó éjszakát! Good night!

DID YOU KNOW THAT IN ENGLISH THE FAMOUS HUNGARIAN DISH GOULASH ACTUALLY MEANS COWBOY-STEW?

In Hungarian the word for cowboy, or cow herdsman, is gulyás. Goulash was the traditional meal of the cow herdsmen of the Great Plains.

DO YOU THINK YOU COULD LEARN HOW TO TIE A QUICK RELEASE KNOT?

DON'T FORGET TO SHOW THE SHEPHERDS YOUR DRAWING OF THE PULI TO LET THEM KNOW WHERE TO FIND HIM!

The suba (pron shoo-bah) was an indispensable article of clothing for the herdsmen of the Great Plains. It was made of the skin of about 10 sheep. They wore it with the fur on the outside when the weather was warm, and inside out when it was cold. They greased the leather to make it waterproof for when it rained. Herdsmen slept outside, under the stars, and the suba was their sleeping bag.



WOULD YOU LIKE TO TRY ON THE SUBA?
IS IT HEAVY? HOW WOULD YOU LIKE ONE FOR A WINTER COAT?

BUT YOU DON'T HAVE TO GO TO SLEEP JUST YET! GO BACK TO THE CHILDREN'S
ACTIVITY AREA WHERE MORE FUN THINGS TO MAKE AND DO AWAIT YOU.
DON'T FORGET TO ASSEMBLE YOUR FEATHERS INTO A FAN!

